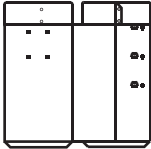



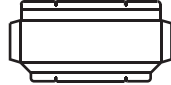
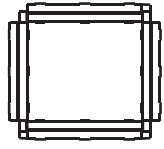
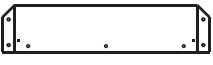
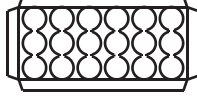

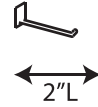



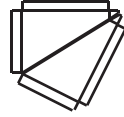
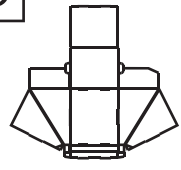
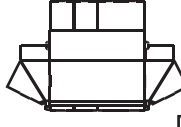
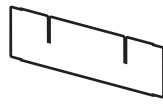


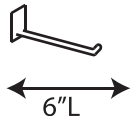
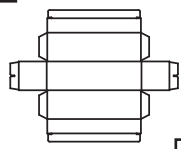
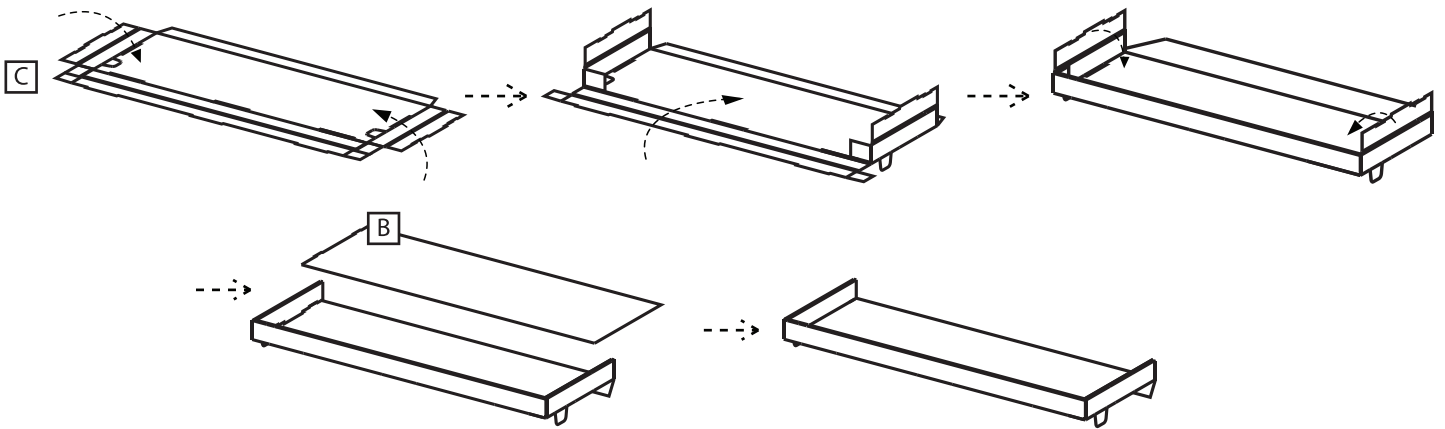


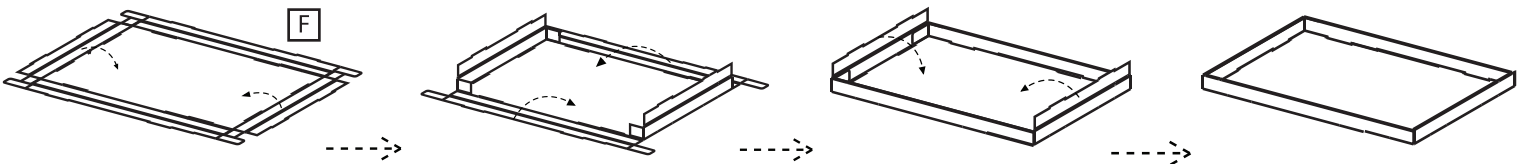
SEG Holiday Cosmetic Display - Assembly Instructions

<p>A</p>  <p>Body 1</p>	<p>B</p>  <p>Shelf Liner 8</p>	<p>C</p>  <p>Shelf 8</p>	<p>D</p>  <p>Header 1</p>	<p>E</p>  <p>Base Kicker 2</p>	<p>F</p>  <p>Base Tray 1</p>
<p>G</p>  <p>Body Top 1</p>	<p>H</p>  <p>Shelf Insert 1</p>	<p>I</p>  <p>Support Bar 6</p>	<p>J</p>  <p>Side Hook 8</p>	<p>K</p>  <p>Dump Tray 1 Liner 1</p>	<p>L</p>  <p>Dump Tray 2 Liner 2</p>
<p>M</p>  <p>Dump Tray 2 Liner 1</p>	<p>N</p>  <p>Dump Tray 2 Divider 2</p>	<p>O</p>  <p>Dump Tray 1 1</p>	<p>P</p>  <p>Dump Tray 2 1</p>	<p>Q</p>  <p>Support A 4</p>	<p>R</p>  <p>Support B 4</p>
<p>S</p>  <p>Fastener 7</p>	<p>T</p>  <p>Top shelf Hook 4</p>	<p>U</p>  <p>Dump Tray 2 Spacer 1</p>			

1 Shelf Assembly (x8)

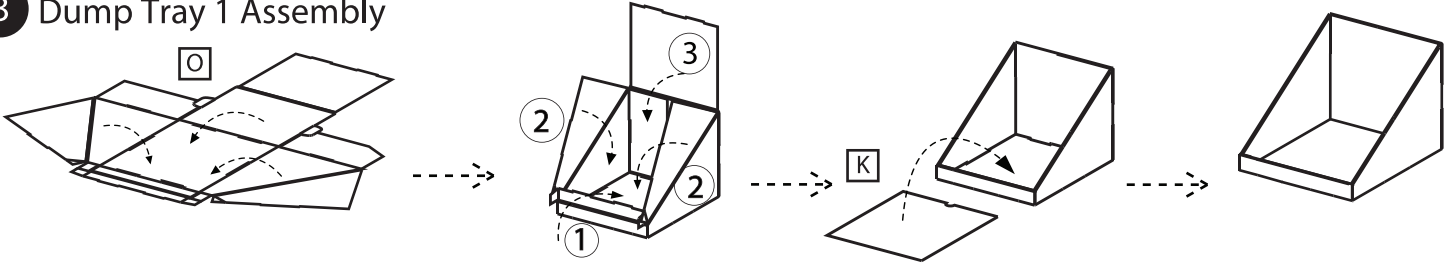


2 Base Tray Assembly

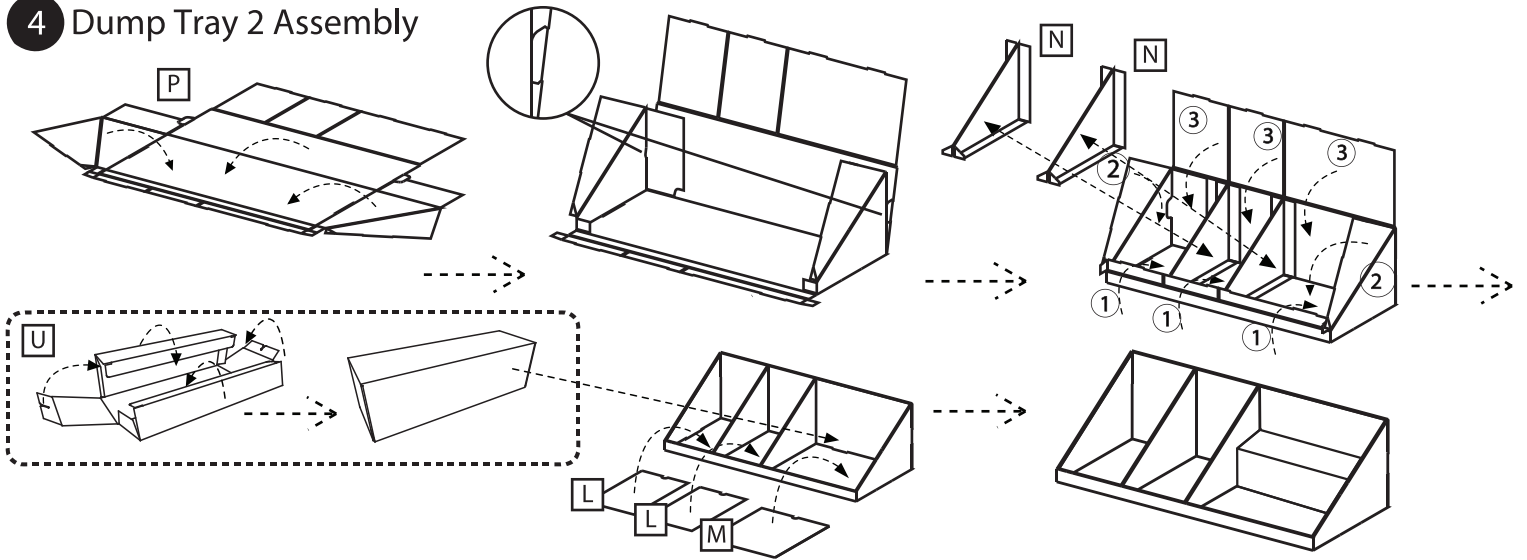


SEG Holiday Cosmetic Display - Assembly Instructions

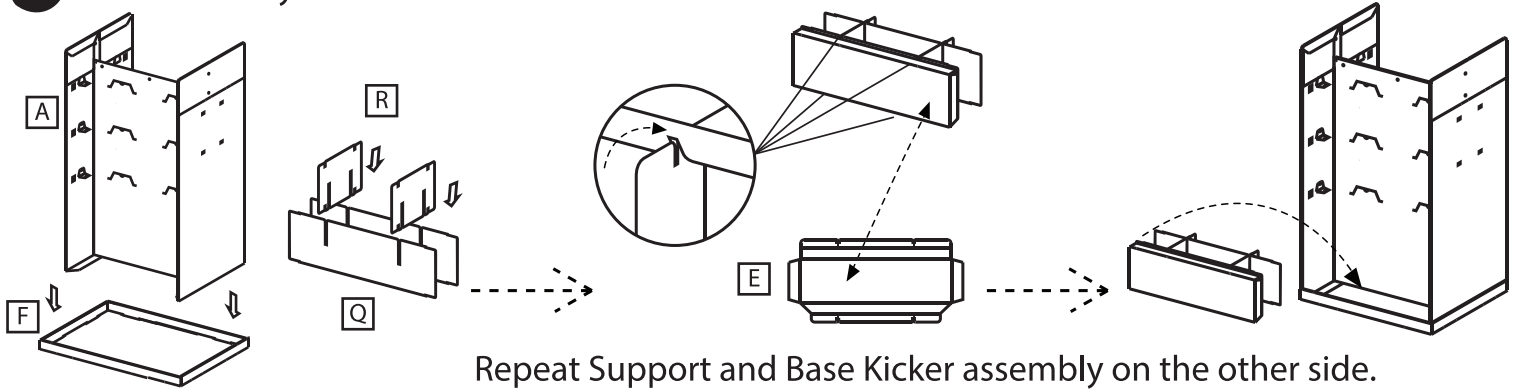
3 Dump Tray 1 Assembly



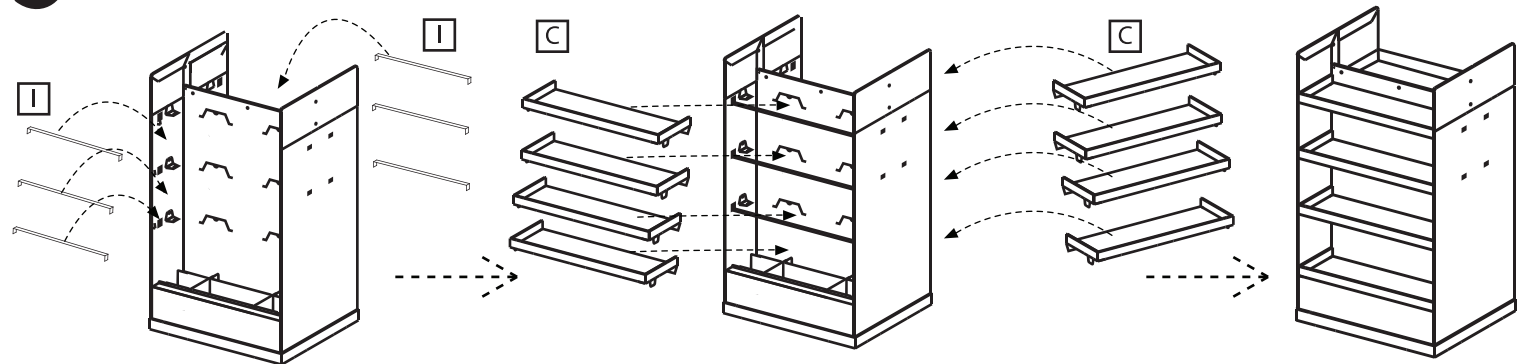
4 Dump Tray 2 Assembly



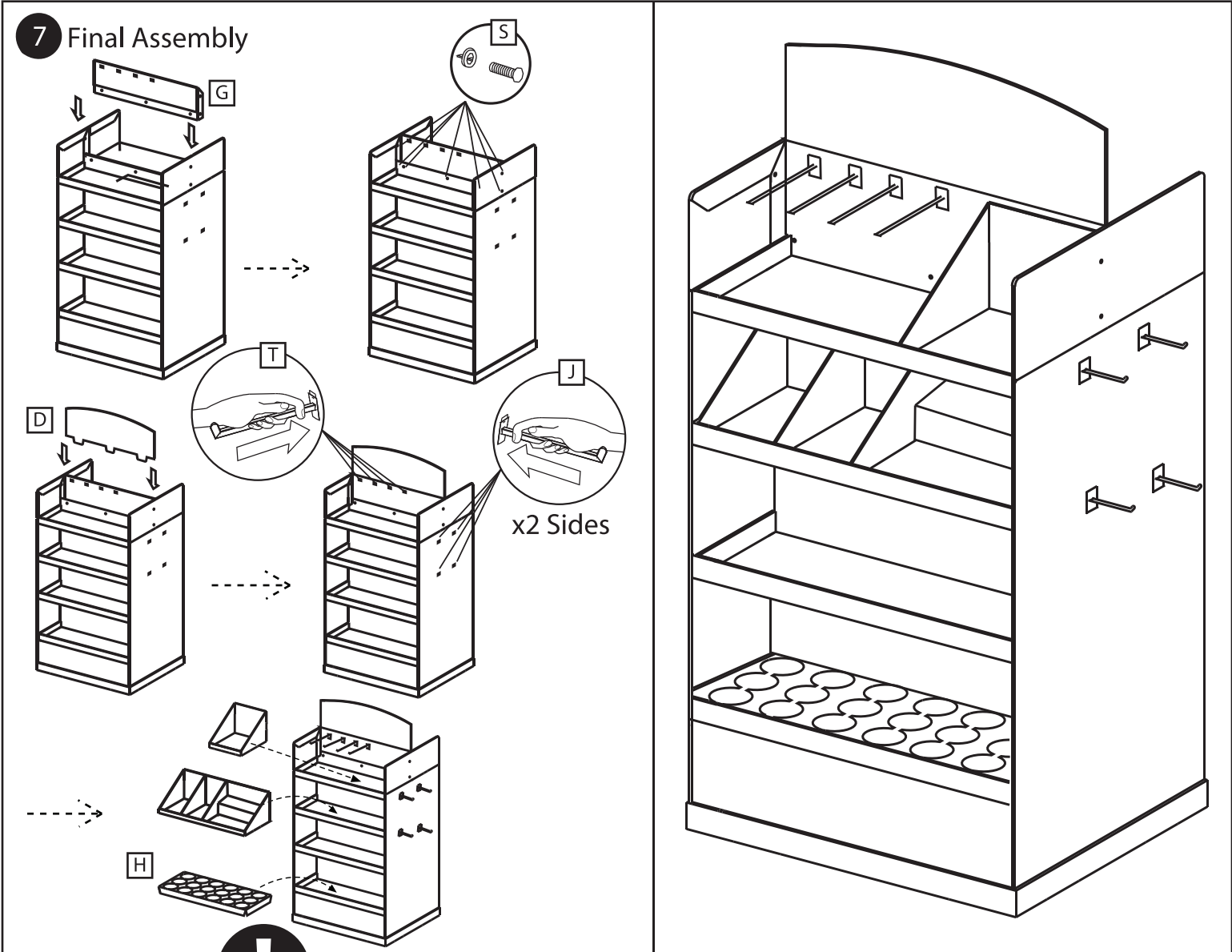
5 Base Assembly



6 Shelf Installation



SEG Holiday Cosmetic Display - Assembly Instructions



MISSING PARTS / DAMAGE CLAIM INSTRUCTIONS

1. DO NOT discard the box or original packaging.

In the case of damaged goods caused by shipping, photo evidence will be required.

2. Take photos of the box & markings.

A photo of the markings (text) on the side of the box is required for all cases in which a replacement part is needed. This helps to identify the item number and ensures the correct parts are pulled.

3. Take photos of damage (if applicable).

A photo of the damaged part(s) is always required to file a claim and expediently process the replacement part. Please make sure you keep the box even if it is damaged.

4. Send an email with the images requested.

Email a description of the claim along with the images required above at displaybuilds.com/contact or directly to help@displaybuilds.com. Call our toll-free number 1-866-308-8368 for further assistance.