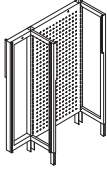
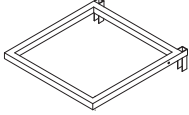
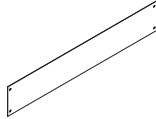

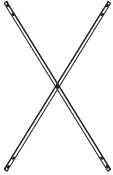
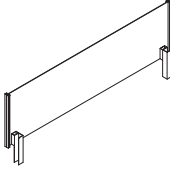
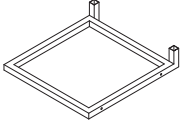
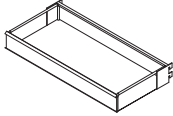
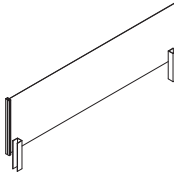

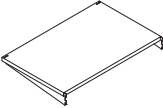
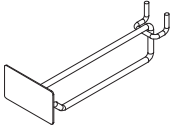

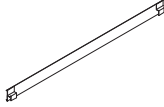


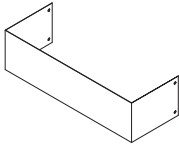





P&G Exchange End Cap Display - Parts List

ITEM	IMAGE	QTY	DESCRIPTION	ITEM	IMAGE	QTY	DESCRIPTION	ITEM	IMAGE	QTY	DESCRIPTION
A		2	Top Side Frame	G		1	Top Frame	M		1	Front Footer
B		2	Bottom Side Frame	H		1	X-Brace	N		1	Front Topper
C		1	Base Frame	I		10	Side Shelf	O		1	Back Topper
D		4	Back Bar	J		5	Front Shelf	P		6	6" Hook
										6	8" Hook
E		3	Pegboard Panel	K		5	Front Shelf Lip w/ Channel Slide	Q		2	Corner Plate
F		1	Top Pegboard Panel	L		2	Side Footer	R		8	Long Bolt
								S		17	Short Bolt
								T		1	Nut

Tools Included: Screw Driver

P&G Exchange End Cap Display - Assembly Instructions

Scan the QR code or visit tmaksinc.com/instructions/16167_p&gendcap_exchange.html for more information.

