

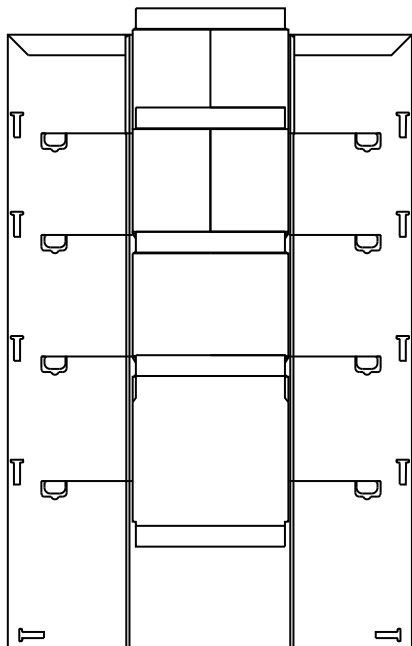
# Bud Light Pop-Up Display - Assembly Instructions



Scan the QR code or visit the web address directly to view the assembly video: [displaybuilds.com/instructions\\_18879](https://displaybuilds.com/instructions_18879)



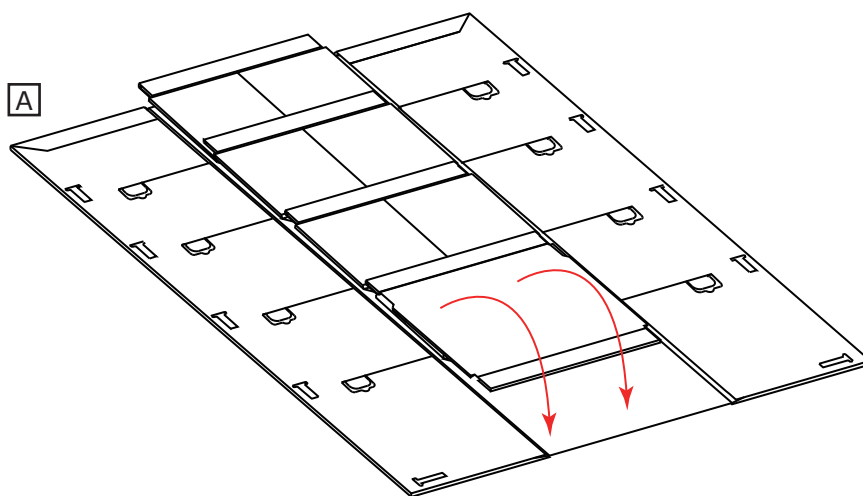
A



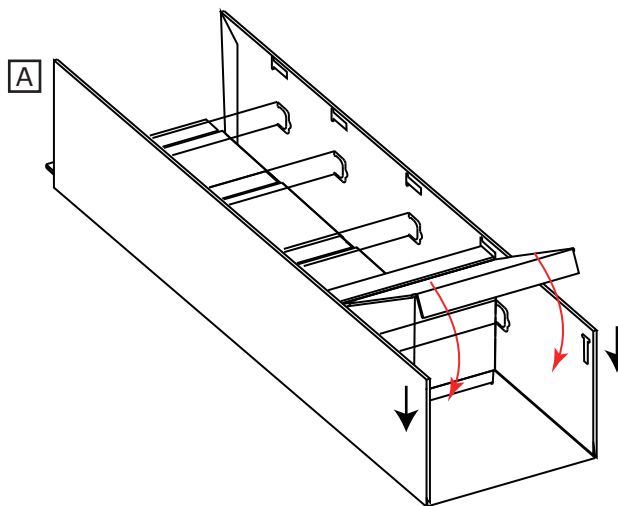
Display Body

1

- 1 Pop (A) Display Body open and pull the base panel and shelves down.



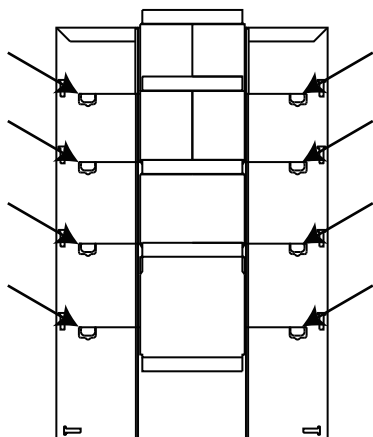
- 2 Fold the bottom tab on the base under and inward, then slide into the corresponding clips on the inside of each panel.



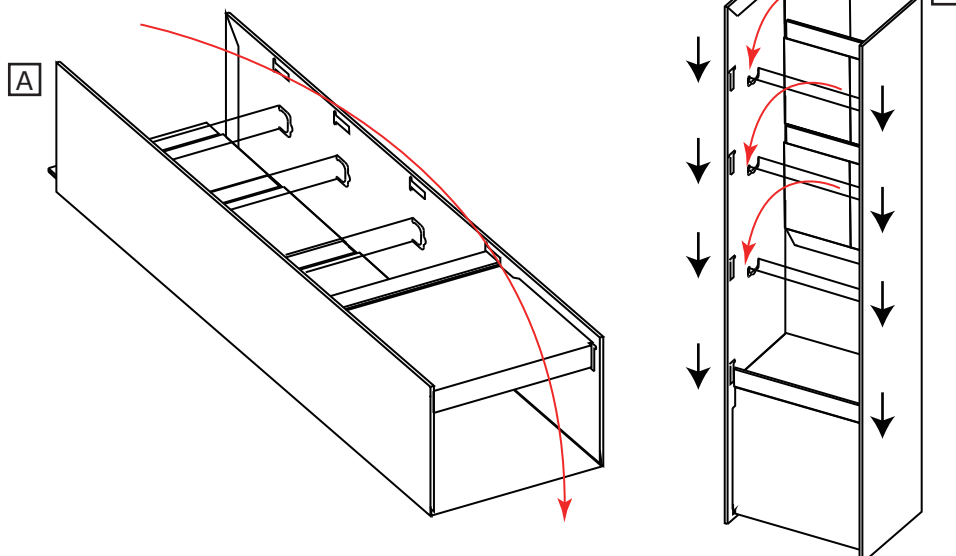
Header

1

- i For a production run in which displays take longer to reach the end user, Rubber Bands do not come pre-installed. Simply hook a Rubber Band (x4) over each side panel tab on the (A) Display Body and under the corresponding shelf, then move on to Step 1.



- 3 Stand display up. Then fold the shelf lip on each shelf up and slide them down into the corresponding clips on the inside of each side panel.

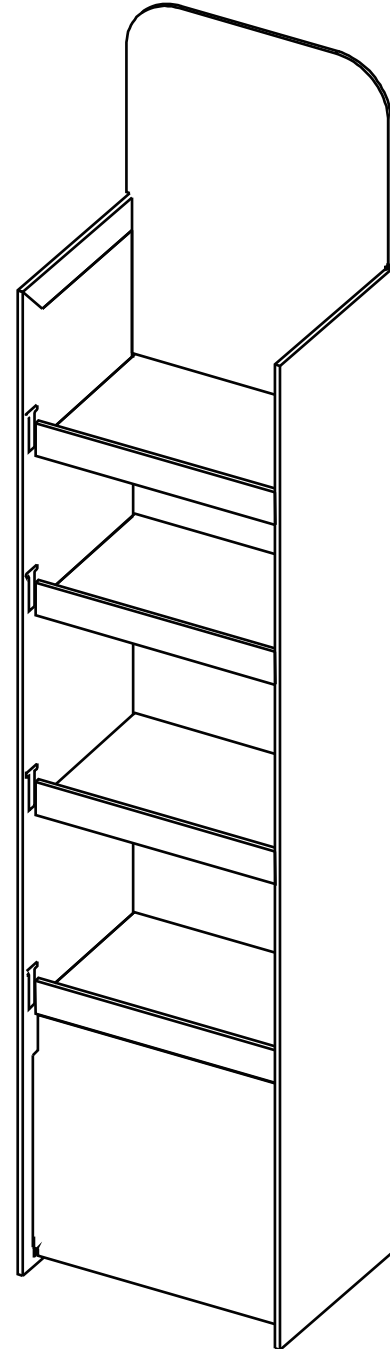
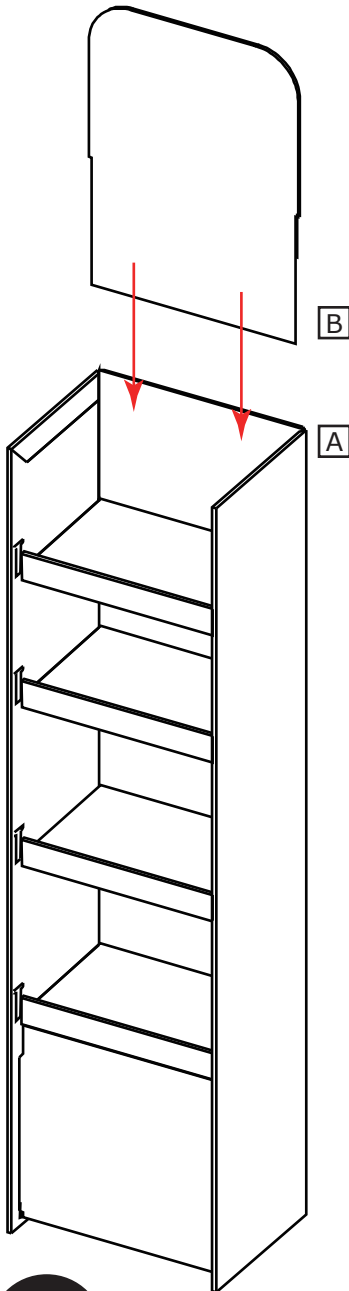




Scan the QR code or visit the web address directly to view the assembly video: [displaybuilds.com/instructions\\_18879](https://displaybuilds.com/instructions_18879)



4 Insert (B) Header into (A) Display Body as shown.



## MISSING PARTS / DAMAGE CLAIM INSTRUCTIONS

1. **DO NOT** discard the box or original packaging.

In the case of damaged goods caused by shipping, photo evidence will be required.

2. Take photos of the box & markings.

A photo of the markings (text) on the side of the box is required for all cases in which a replacement part is needed. This helps to identify the item number and ensures the correct parts are pulled.

3. Take photos of damage (if applicable).

A photo of the damaged part(s) is always required to file a claim and expediently process the replacement part. Please make sure you keep the box even if it is damaged.

4. Send an email with the images requested.

Email a description of the claim along with the images required above at [displaybuilds.com/contact](https://displaybuilds.com/contact) or directly to [help@displaybuilds.com](mailto:help@displaybuilds.com). Call our toll-free number 1-866-308-8368 for further assistance.