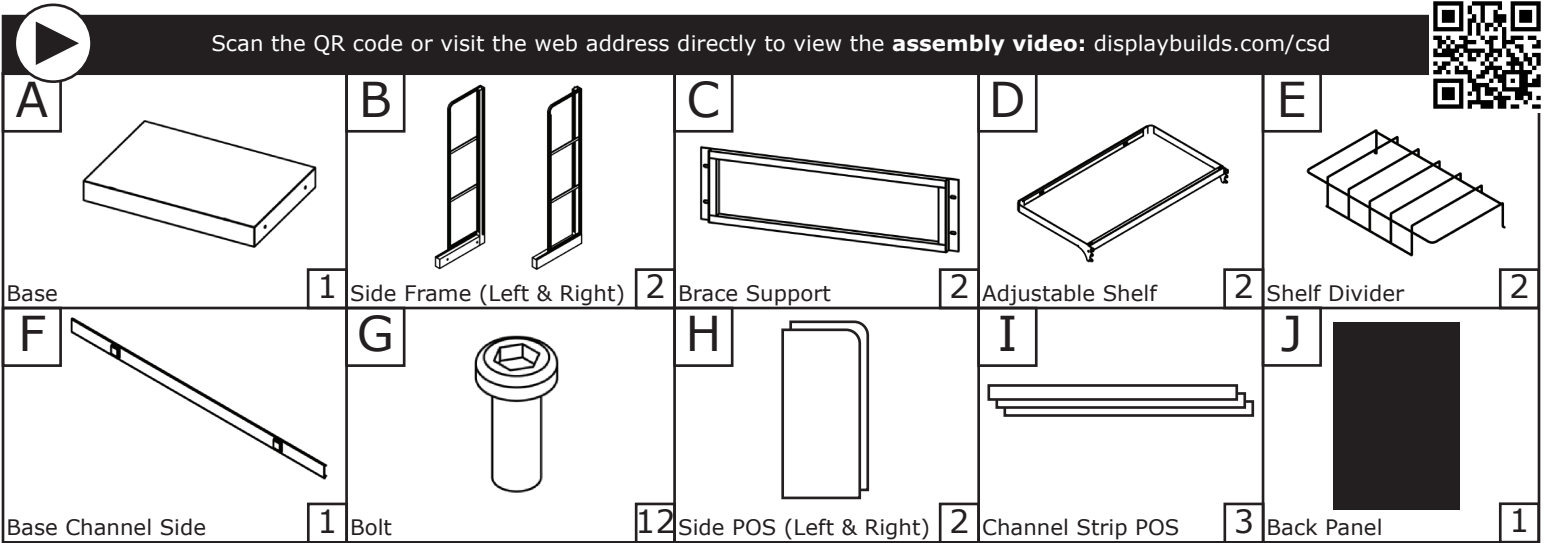
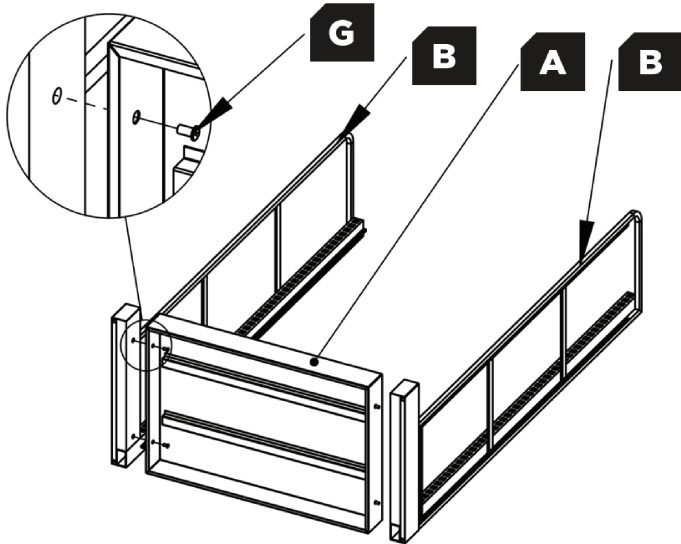


CSD Assembly Instructions

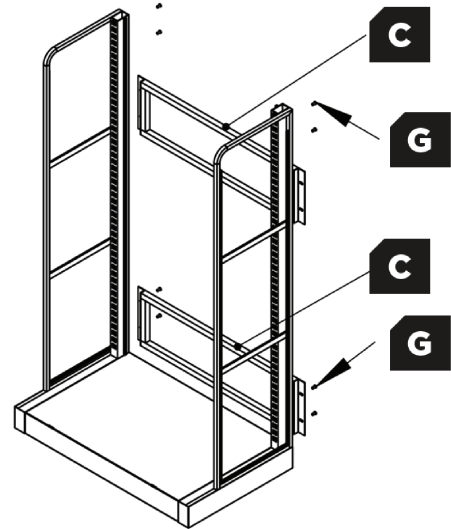
Scan the QR code or visit the web address directly to view the **assembly video**: displaybuilds.com/csd



1 With the display laying down attach (B) Side Frames to (A) Base using x4 (G) Bolts and tighten with tool.

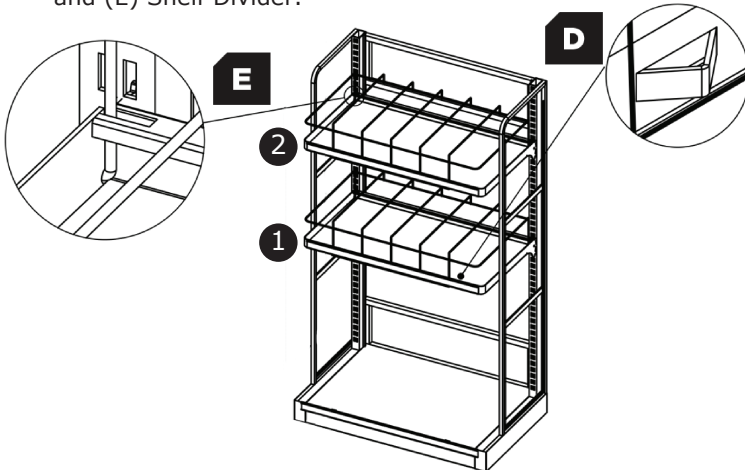


2 Stand display upright and attach (C) Brace Supports to the back of the (B) Side Frames using x8 (G) Bolts and tighten with tool.

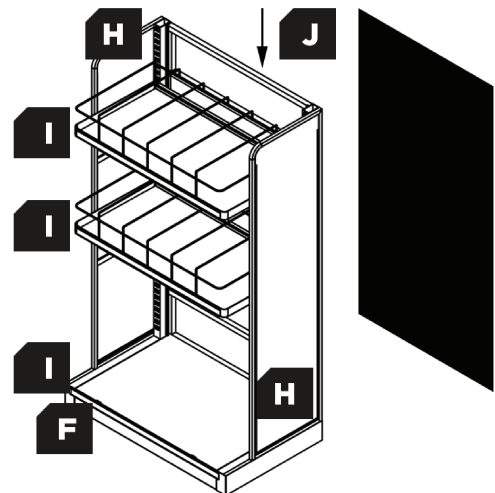


3 Starting with the bottom shelf, hook (D) Adjustable Shelf onto the display at the required height. Then attach a (E) Shelf Divider by hooking it into the rear of the (D) Adjustable Shelf as shown. The (E) Shelf Divider should sit in the triangle holder at the front of (D) Adjustable Shelf.

Repeat these steps to install the top (D) Adjustable Shelf and (E) Shelf Divider.

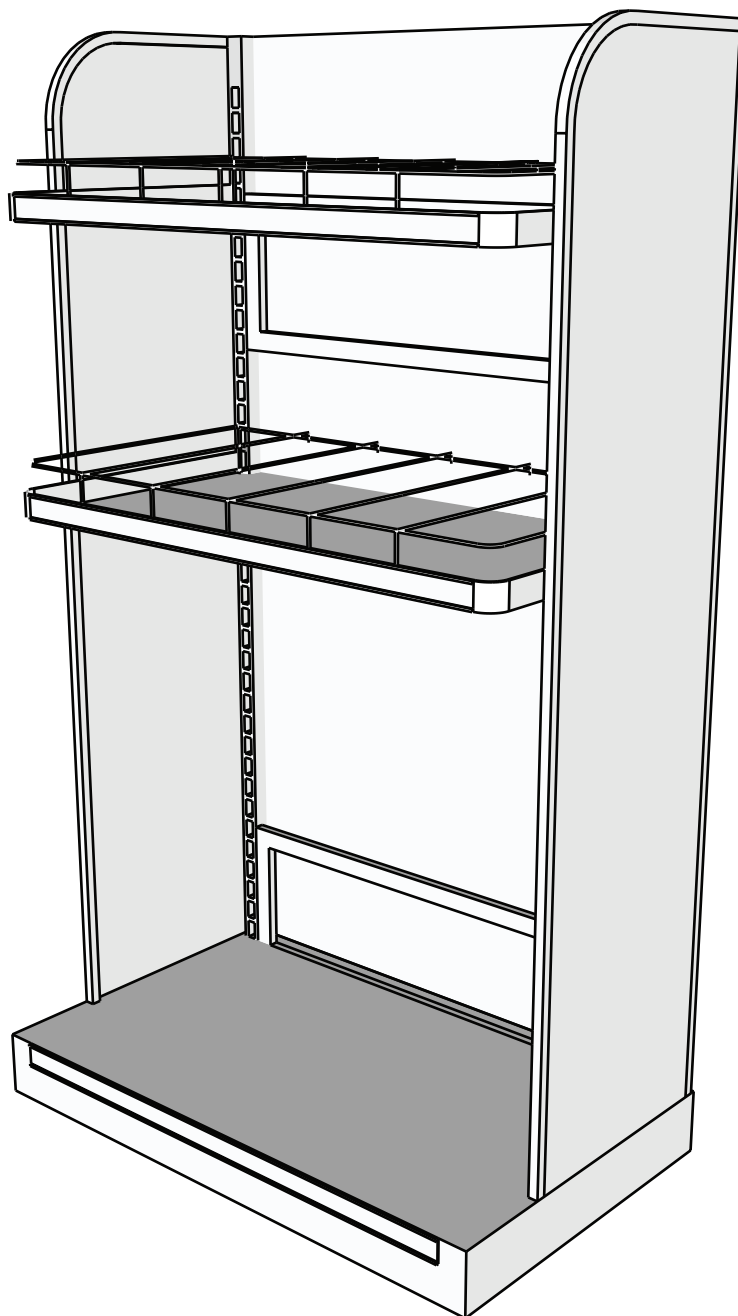


4 Hook (F) Base Channel Slide onto the (A) Base. Slide (H) Side POS into the sides of the display. If (I) Channel Strip POS are not already installed, slide them into the (D) Adjustable Shelves and (F) Base Channel Slide. Finish the display by sliding the (J) Black Back Panel into place.





Scan the QR code or visit the web address directly to view the **assembly video**: displaybuilds.com/csd



MISSING PARTS / DAMAGE CLAIM INSTRUCTIONS

1. **DO NOT** discard the box or original packaging.

In the case of damaged goods caused by shipping, photo evidence will be required.

2. Take photos of the box & markings.

A photo of the markings (text) on the side of the box is required for all cases in which a replacement part is needed. This helps to identify the item number and ensures the correct parts are pulled.

3. Take photos of damage (if applicable).

A photo of the damaged part(s) is always required to file a claim and expediently process the replacement part. Please make sure you keep the box even if it is damaged.

4. Send an email with the images requested.

Email a description of the claim along with the images required above at displaybuilds.com/contact or directly to help@displaybuilds.com. Call our toll-free number 1-866-308-8368 for further assistance.