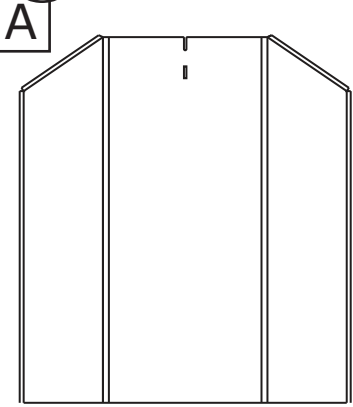


KDP Family Dollar Football Display - Assembly Instructions

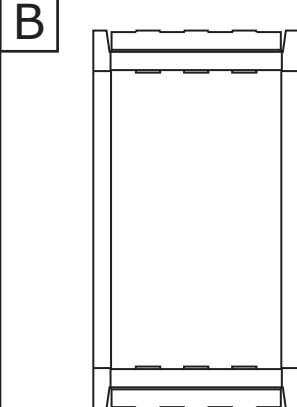
JOB 18930




Scan the QR code or visit the web address directly to view the assembly video: displaybuilds.com/instructions_18930



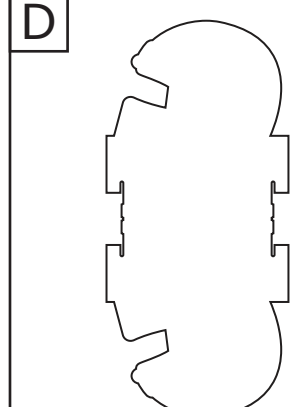
Body



Base Tray



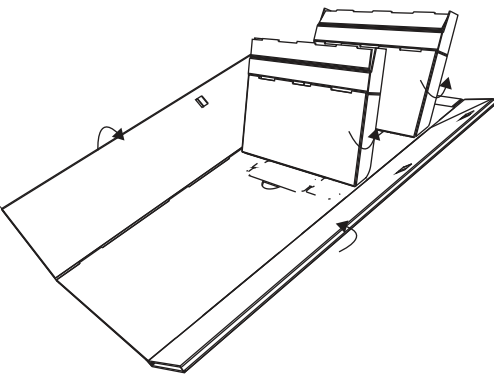
Support Bar



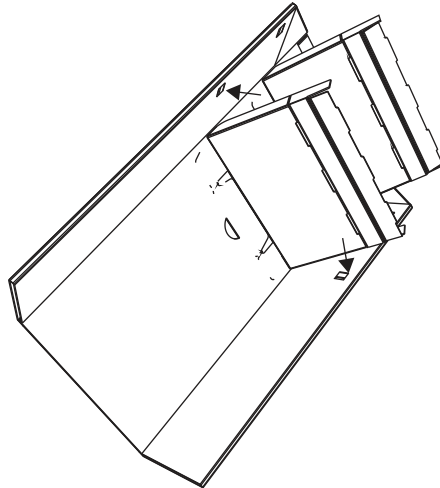
Header

1

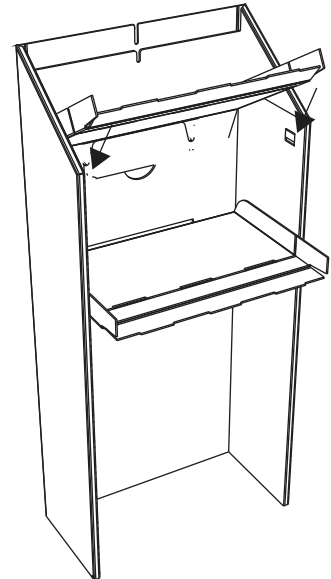
- 1 On (A) Body, fold sides of shelves and display up as shown.



- 2 Attach x1 (C) Support Bar to sides of (A) Body below lower shelf.

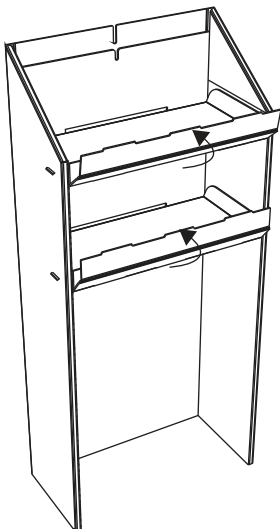


- 3 Stand (A) Body up and attach x1 (C) Support Bar to sides of (A) Body below top shelf.

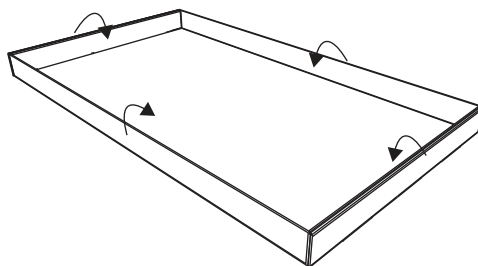


- 4 Fold shelf lips up and over side tabs and lock into place.

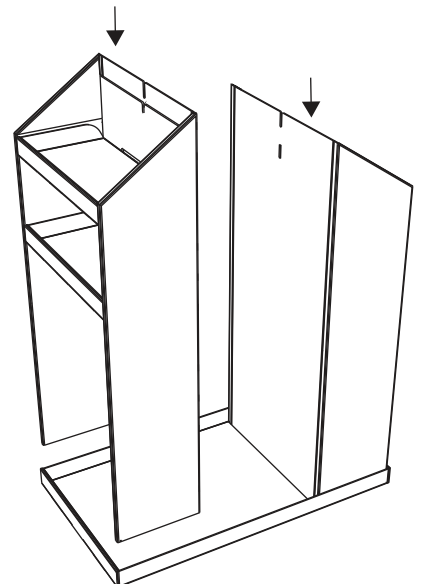
REPEAT STEPS 1-4 TO ASSEMBLE 2nd (A) BODY.



- 5 Assemble (B) Base Tray by folding small tabs inward, and sides up and over them to lock into place.



- 6 Place each assembled (A) Body into (B) Base Tray as shown.



KDP Family Dollar Football Display - Assembly Instructions

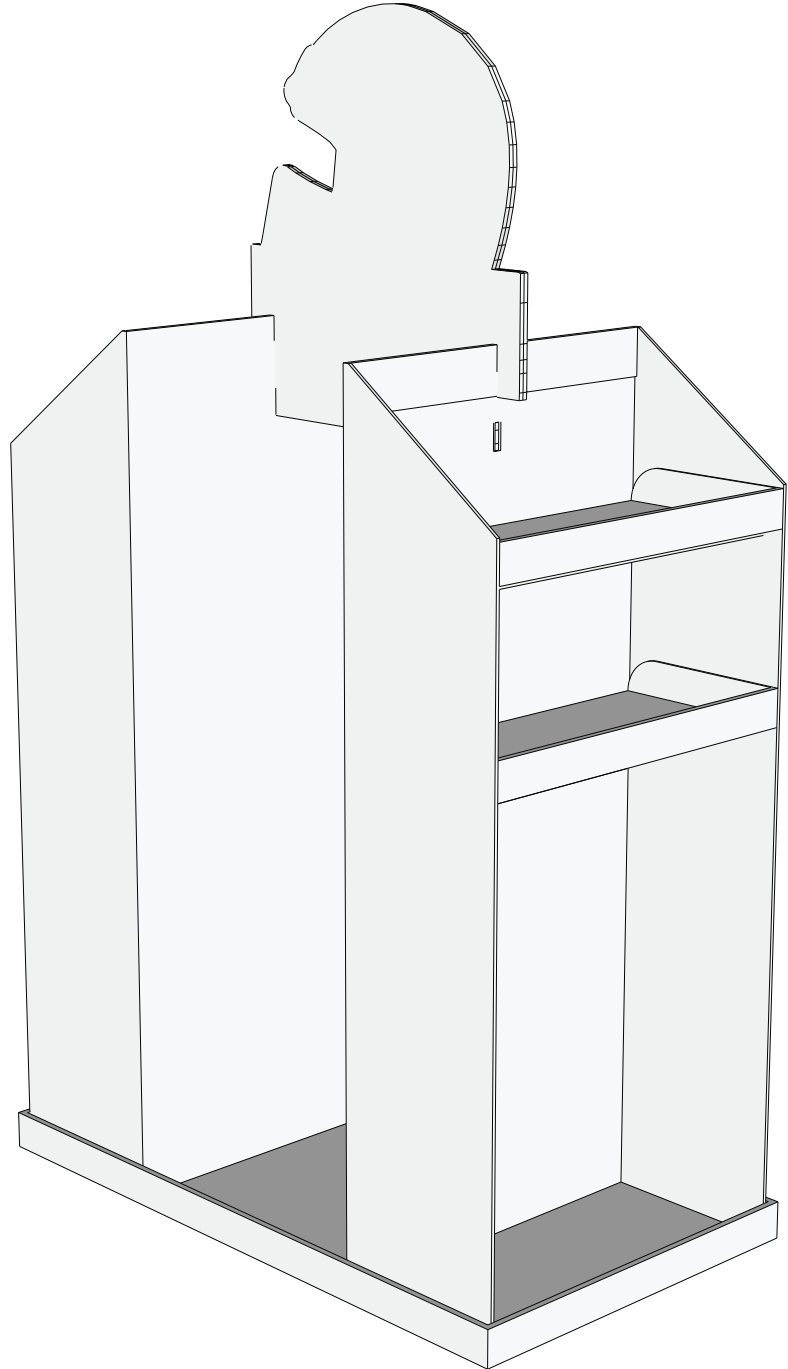
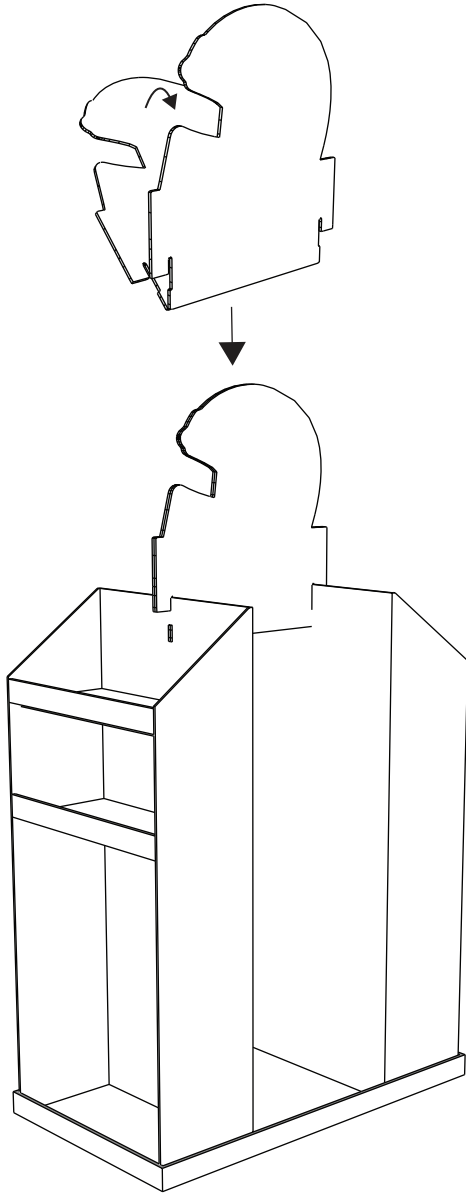
JOB 18930



Scan the QR code or visit the web address directly to view the assembly video: displaybuilds.com/instructions_18930



- 7 Fold (D) Header over and secure sides together with tape. Then insert in the back of each (A) Body to connect them and complete assembly.



MISSING PARTS / DAMAGE CLAIM INSTRUCTIONS

1. **DO NOT** discard the box or original packaging.
In the case of damaged goods caused by shipping, photo evidence will be required.
2. Take photos of the box & markings.
A photo of the markings (text) on the side of the box is required for all cases in which a replacement part is needed. This helps to identify the item number and ensures the correct parts are pulled.
3. Take photos of damage (if applicable).
A photo of the damaged part(s) is always required to file a claim and expediently process the replacement part. Please make sure you keep the box even if it is damaged.
4. Send an email with the images requested.
Email a description of the claim along with the images required above at help@displaybuilds.com or directly to help@displaybuilds.com. Call our toll-free number 1-866-308-8368 for further assistance.